





## 1. Are you a:

		Response Percent	Response Count
BHRS Staff Member		75.0%	192
Community Provider		25.0%	64
		<b>answered question</b>	<b>256</b>
		<b>skipped question</b>	<b>7</b>

## 2. What is your age?

		Response Count
		247
		<b>answered question</b>
		<b>247</b>
		<b>skipped question</b>
		<b>16</b>

## 3. What is your gender?

		Response Percent	Response Count
Female		73.2%	188
Male		26.8%	69
Transgender		0.0%	0
		<b>answered question</b>	<b>257</b>
		<b>skipped question</b>	<b>6</b>





















**4. Ethnicity/Race (please select all that apply):**




		Response Percent	Response Count
American Indian/Alaska Native		2.0%	5
Asian Indian		1.2%	3
Black/African American		8.6%	22
Cambodian		0.4%	1
Chinese		4.7%	12
Filipino		4.7%	12
Guamanian		0.0%	0
Hmong		0.0%	0
Hispanic/Latino		22.7%	58
Japanese		0.8%	2
Korean		0.0%	0
Laotian		0.0%	0
Mien		0.0%	0
Native Hawaiian		0.0%	0
Samoan		0.0%	0
Tongan		0.8%	2
Vietnamese		0.4%	1
<b>White/Caucasian</b>		<b>54.9%</b>	<b>140</b>
Other Asian		0.4%	1
Other Pacific Islander		0.4%	1
Other (please specify below):		5.1%	13
<b>answered question</b>			<b>255</b>

## 5. In which region do you provide services?




		Response Percent	Response Count
Daly City (North County)		13.5%	29
San Mateo (Central County)		28.4%	61
Redwood City (South County)		19.1%	41
Half Moon Bay (Coastside)		5.6%	12
East Palo Alto		3.7%	8
<b>Other:</b>		<b>29.8%</b>	<b>64</b>
		<b>answered question</b>	<b>215</b>
		<b>skipped question</b>	<b>48</b>

**6. The following spiritual practices have been helpful in my clients' wellness and recovery: (check all that apply):**

		Response Percent	Response Count
Participating in ritual ceremonies		35.2%	75
12 step groups		70.0%	149
Prayer		70.0%	149
Centering exercise		39.4%	84
<b>Meditation</b>		<b>76.1%</b>	<b>162</b>
Attending religious services		63.8%	136
Attending a prayer vigil		10.8%	23
Participating in talking circles		14.1%	30
Journal writing		64.3%	137
Participating in spiritual community social events		37.1%	79
Attending a spirituality support group		29.1%	62
Reading sacred texts or spiritual self-help books		40.4%	86
Participating in sweat lodge (temazcal)		9.4%	20
Volunteering in the community		41.3%	88
Spending time in nature		54.5%	116
Making crafts		42.7%	91
Receiving healing/advice from a medicine man or woman		18.8%	40
Yoga		52.1%	111
Dancing		37.6%	80
Singing		35.7%	76

Chanting		12.7%	27
Drumming		17.8%	38
Reconciliation (making amends, forgiveness, upholding cultural traditions/beliefs)		38.0%	81
Other practices. Please specify:		10.3%	22
<b>answered question</b>			<b>213</b>
<b>skipped question</b>			<b>50</b>

### 7. Do you distinguish a difference between Religion and Spirituality?

		Response Percent	Response Count
Yes		83.6%	184
No		9.5%	21
Unsure		6.8%	15
Please explain:			139
<b>answered question</b>			<b>220</b>
<b>skipped question</b>			<b>43</b>

8. Do you identify with any of the following (please check all that apply):

		Response Percent	Response Count
Agnostic		12.5%	27
Atheist		6.9%	15
Buddhism		21.8%	47
<b>Christianity</b>		<b>53.2%</b>	<b>115</b>
Earth based		8.8%	19
Hinduism		6.5%	14
Islam		1.4%	3
Judaism		9.7%	21
Native American		8.3%	18
Nothing		0.9%	2
Shamanism		4.2%	9
Sikh		0.9%	2
Spiritual but not religious		36.6%	79
Unitarian Universalist		7.4%	16
Other. Please specify:		12.0%	26
		<b>answered question</b>	<b>216</b>
		<b>skipped question</b>	<b>47</b>

**9. Spirituality is important to me.**

		Response Percent	Response Count
Strongly agree		60.4%	131
Agree		26.3%	57
Neither agree or disagree		11.1%	24
Disagree		1.4%	3
Strongly disagree		0.9%	2
<b>answered question</b>			<b>217</b>
<b>skipped question</b>			<b>46</b>






**10. Spirituality is an important aspect of well-being and wellness and recovery, and it should be incorporated in a client's mental health and/or substance abuse care.**

		Response Percent	Response Count
Strongly agree		47.0%	101
Agree		30.7%	66
Neither agree or disagree		20.9%	45
Disagree		0.9%	2
Strongly disagree		0.5%	1
<b>answered question</b>			<b>215</b>
<b>skipped question</b>			<b>48</b>

**11. Do you discuss spirituality with your clients during:**

	Yes	No	Sometimes	Response Count
Assessment:	<b>43.7% (87)</b>	16.1% (32)	40.2% (80)	199
Counseling/Therapy:	<b>45.7% (90)</b>	8.6% (17)	<b>45.7% (90)</b>	197
Case Management:	33.7% (63)	15.5% (29)	<b>50.8% (95)</b>	187
<b>answered question</b>				<b>206</b>
<b>skipped question</b>				<b>57</b>

**12. I am comfortable discussing my client's spirituality in our work together.**

		Response Percent	Response Count
Strongly agree		35.6%	72
<b>Agree</b>		<b>48.0%</b>	<b>97</b>
Neither agree or disagree		13.9%	28
Disagree		2.0%	4
Strongly disagree		0.5%	1
<b>answered question</b>			<b>202</b>
<b>skipped question</b>			<b>61</b>





**13. I am encouraged to discuss spirituality with my clients by:**

	Yes	No	Response Count
San Mateo County:	42.0% (73)	<b>58.0% (101)</b>	174
Agency:	41.2% (63)	<b>58.8% (90)</b>	153
Team/Supervisor :	47.2% (76)	<b>52.8% (85)</b>	161
		<b>answered question</b>	<b>187</b>
		<b>skipped question</b>	<b>76</b>

**14. For non-clinical staff, does your work environment support discussions around spirituality?**

	Yes	No	Response Count
San Mateo County:	48.6% (34)	<b>51.4% (36)</b>	70
Agency:	<b>54.8% (34)</b>	45.2% (28)	62
Team/Supervisor:	<b>60.7% (37)</b>	39.3% (24)	61
		<b>answered question</b>	<b>80</b>
		<b>skipped question</b>	<b>183</b>

**15. Have you taken professional development training or attended a conference regarding spirituality for your work with clients?**

		Response Percent	Response Count
Yes		34.6%	71
No		<b>65.4%</b>	<b>134</b>
	If yes, please describe:		48
		<b>answered question</b>	<b>205</b>
		<b>skipped question</b>	<b>58</b>

**16. What kind of training do you think would be helpful to you to integrate spirituality in your work with clients?**

	<b>Response Count</b>
	108
<b>answered question</b>	<b>108</b>
<b>skipped question</b>	<b>155</b>

**17. Please list any resources related to spirituality and spiritual practice you would like us to know about:**

	<b>Response Count</b>
	45
<b>answered question</b>	<b>45</b>
<b>skipped question</b>	<b>218</b>